
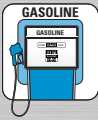


FUEL TRANSFER PUMPS

25 GPM
12 VOLT



M-3025

When reduced fueling time is critical, the high-flow M-3025 delivers with up to 25 GPM.

- Great for filling large capacity tanks on equipment found in construction, agriculture, mining and logging applications
- Choose between two types of mount:
Weight centering inlet base includes pressure relief and easy strainer access
Straight base model with internal strainer
- Field-replaceable switch and vanes
- 40 amp circuit breaker motor protection
- B100 models work with Biodiesel 100. B100 Fuel requires a minimum operating temperature of 40° F
- Cold weather (XTS) model available

M-3025 SPECIFICATIONS

Flowrate (GPM / LPM)	25 / 95
Voltage	12-volt DC
Type	Carbon Vane
Duty Cycle (On / Off)	30 min. / 30 min.
Inlet / Outlet Size	1 in. / 1 in.
Nozzle Holder	Lockable
Warranty	2 Year

Below features vary based on individual models

Power Cord	18 ft. (5.5 m) OR 15 ft. (4.6 m) of 10/3 AWG
Dispensing Hose	18 ft. (5.5 m) x 1 in. OR 12 ft. (3.7 m) x 1 in.




M-3025CB-AD



M-3025CB-ML



FUEL TRANSFER PUMPS



ORDERING INFORMATION

Model	Part No.	Nozzle	Power Cord	Hose	Inlet Mount	Certifications
M-3025CB-AD	133265-04	Auto Diesel	18 ft.	18 ft.	Center Base	
M-3025CB-ML	133265-03	Manual	18 ft.	18 ft.	Center Base	
M-3025CS-PO	133262-03	None	15 ft.	None	Center Base	
M-3025CS-PO-XTS	133262-93	None	15 ft.	None	Center Base	
M-3025-AD	133240-2	Auto Diesel	15 ft.	12 ft.	Straight Base	
M-3025-ML	133240-1	Manual	15 ft.	12 ft.	Straight Base	
M-3025-B100-AD	133240-08	Auto Diesel	15 ft.	12 ft.	Straight Base	
M-3025-B100-ML	133240-07	Manual	15 ft.	12 ft.	Straight Base	

M-3025CS-PO



M-3025-AD / M3025-B100-AD



M-3025-ML / M3025-B100-ML

